

# 2020 February, 2020 Market Trends

NH Foods Ltd.  
March, 25, 2020











Production and Imports











Uruguay cattle prices, 380kg

/100  
US \$/lwt

---

---

---

---

Comparison with the previous year	Comparison with The previous month
21.3	-2.5















79,799	81,864	76,226	85,016	72,606	87,222	71,602	74,536	78,970	60,728	61,721	71,266	901,557
28,315												




















**Beef**

Source




The table consists of 10 horizontal rows, each filled with a solid yellow color. The rows are evenly spaced and span the width of the page, serving as a template for data entry.





## Hams and Sausages

FY2018/3



Source



