

Contents

I. Consolidated Business Results for FY2019/3


II. Outlook for FY2020/3

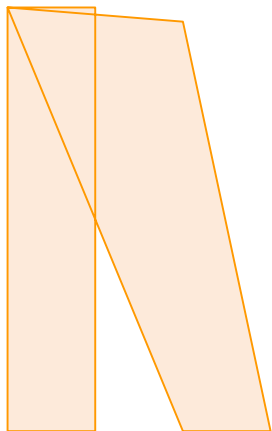

III. Consolidated Financial Results for FY2019/3


* Regarding notation:


I. Consolidated Business Results for FY2019/3


- 1. Segment Data: 4Q (Jan.-Mar.)**
- 2. Segment Data: Full Year (Apr.-Mar.)**
- 3. Segment Data: Processed Foods Business Division**
- 4. Segment Data: Fresh Meats Business Division**
- 5. Segment Data: Affiliated Business Division**
- 6.**

















6. Segment Data: Overseas Business Division (2)

(¥ billion)


Forecasts Variation Factor Analysis

Australia operations: Australia performed mostly as forecast, but

1. Business Profit and its Definition

Ø **Changing our indicator from operating income to business profit**

Application timing: Starting with the FY2020/3 forecast



Domestic fresh meat market

