

## 2. Operating Segment Data: Processed Foods Business Division (1) BuS [REDACTED] A

---

	FY2014/3 1Q	FY2015/3 1Q	Variance	Variance (%)
Net Sals	81,937	85,723		











## 4. Operating Segment Data: Affiliated Business Division


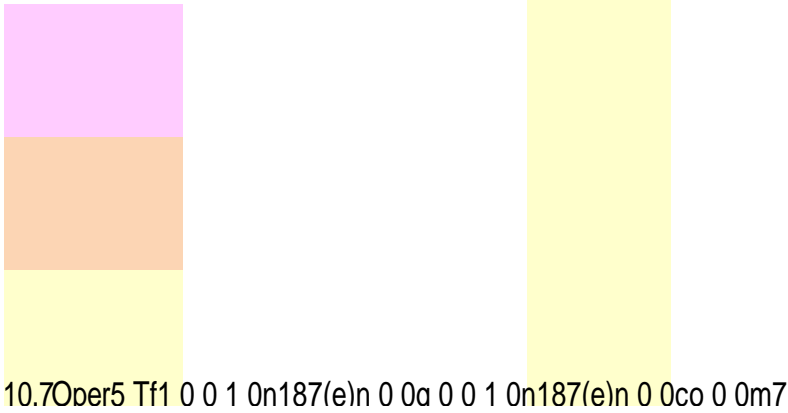
---



# 5. Business Results in Major Overseas Markets1Q



	FY2014/3 1Q	FY2015/3 1Q	Variance	Variance (%)
Net Sales	49,868	60,183	10,315	20.7





## 6. External Customer Net Sales Results in Major Overseas Geographical Areas

---


-----





# 1. FY2015/3 Operating Income Forecasts (1)



(¥ billion)











## 4. Affiliated Business Division: Outlook

---











